

Ultra Sight

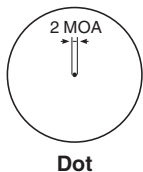


u s e r ' s g u i d e

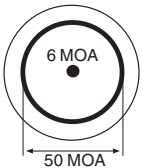
Important Export Restrictions! Commodities, products, technologies and services contained in this manual are subject to one or more of the export control laws and regulations of the U.S. Government and they fall under the control jurisdiction of the US BIS-Department of Commerce. It is unlawful and strictly prohibited to export, or attempt to export or otherwise transfer or sell any hardware or technical data or furnish any service to any foreign person, whether abroad or in the United States, for which a license or written approval of the U.S. Government is required, without first obtaining the required license or written approval from the Department of the U.S. Government having jurisdiction. Diversion contrary to U.S. law is prohibited.



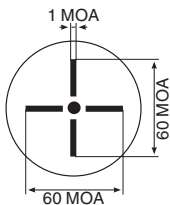
**AMERICAN
TECHNOLOGIES
NETWORK
CORP.**



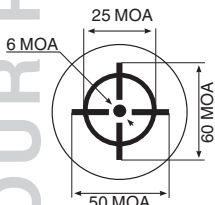
Dot



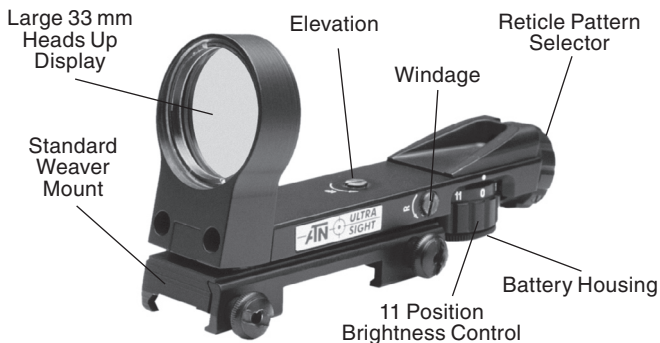
Circle with Dot



Crosshair



Open Crosshair with Dot



ULTRA SIGHT SPECIFICATIONS

- Magnification: 1
- Exit Pupil: 32 mm
- Windage & Elevation: 1click=1/2" at 100 yards
- Multi (4) Reticle System
- Maximum movement after change reticle is 2 MOA
- Parallax Free
- 3 V Lithium battery (CR2032)
- Dimensions: 130 x 45 x 72 mm
- Weight: 0.2 kg (0.45lb)

ULTRA SIGHT FEATURES

- 4 reticle patterns to choose from.
- 11-position rheostat for reticle pattern brightness adjustment.
- Instant Target acquisition.
- Fits standard Weaver style base.
- Ideal for handguns, rifles and shotguns.
- Heads up display for extra wide field of view.
- Installs quickly using 2 thumbnut tightened clamps for extra stability.
- High intensity diode for super bright reticle pattern.
- Efficient electrical design for long battery life.

The information in this manual furnished for information use only, is subject to change without notice, is not to be construed as a commitment by ATN Corp. ATN Corp. assumes no responsibility or liability for any errors or inaccuracies that may appear in this book.

ABOUT ULTRA SIGHT

The Ultra Sight by ATN is designed to be a both eyes open, heads-up, rapid acquisition red dot sight. A revolutionary design lets you choose between four reticle patterns with a simple twist of a knob. A 11-position adjustment for brightness and an accurate windage Ultra Sight one of the best Red Dot sights on the market.

OPERATING INSTRUCTION

Insert Battery:

The battery (included) is a coin style 3 Volt Lithium (model #2032).

Unscrew the battery cap that is located on the top of the 11-position brightness control rheostat.

The battery goes in negative side first.

Turning the Ultra Sight on:

After the battery is inserted turn the 11-position brightness control rheostat from 0 (off) to the desired brightness 1 through 11. Hold the Ultra sight away from you and look through it with both eyes open to see a reticle pattern.

Reticle Patterns:

Every Ultra Sight comes with four reticle patterns.

- Crosshair
- Dot
- Circle with Dot
- Open Crosshair with Dot

You can choose your preferred pattern by turning the Reticle Pattern adjustment knob.

MOUNTING

The Ultra Sight and are designed to be mounted on a standard 7/8 weaver rail.

CAUTION: *Be sure gun is not loaded. Use safe gun handling procedures at all times.*

Slightly loosen horizontal fixation screws. Place the scope on the dovetail mount, making certain that the mount aligns with the receptor attachment screw. Retighten horizontal fixation screws.

WINDAGE AND ELEVATION ADJUSTMENTS

The vertical (elevation) and horizontal (windage) adjustments for the Ultra Sight and can be achieved by turning the windage and elevation adjustment mechanisms. Each click equals 1/2 inch at 100 yards. When reaching the maximum of the rotation do not use force.

MAINTAINING YOUR ULTRA SIGHT

The Ultra Sight and are waterproof and shock-proof. However, you should never try to take apart or clean it infernally (it will void your warranty). If your scope ever does need repairs or adjustments, it should be returned to ATN's service department. The exposed optical surfaces will perform their best if they are occasionally wiped clean with a lens cloth or with optical quality lens paper like those for eyeglasses or camera lenses. Maintain the metal surfaces of you ultra sight by removing any dirt or sand with a soft brush so as to avoid scratching the finish. Wipe down the scope with a damp cloth and follow with a dry cloth. Finally, going over the body with a silicon treated cloth will restore luster and protect the scope against corrosion, be careful not to touch any of the lenses with the silicon cloth.

2 YEAR PRODUCT WARRANTY

This product is guaranteed to be free from manufacturing defects in material and workmanship under normal use for a period of 2 (two) years from the date of purchase. In the event a defect that is covered by the foregoing warranty occurs during the applicable period stated above, ATN, at its option, will either repair or replace the product, and such action on the part of ATN shall be the full extent of ATN's liability, and the Customer's sole and exclusive remedy. This warranty does not cover a product (a) used in other than its normal and customary manner; (b) subjected to misuse; (c) subjected to alterations, modifications or repairs by the Customer or by any party other than ATN without prior written consent of ATN; (d) special order or "close-out" merchandise or merchandise sold "as-is" by either ATN or the ATN dealer; or (e) merchandise that has been discontinued by the manufacturer and either parts or replacement units are not available due to reasons beyond the control of ATN. ATN shall not be responsible for any defects or damage that in ATN's opinion is a result from the mishandling, abuse, misuse, improper storage or improper operation, including use in conjunction with equipment which is electrically or mechanically incompatible with or of inferior quality to the product, as well as failure to maintain the environmental conditions specified by the manufacturer. This warranty is extended only to the original purchaser. Any breach of this warranty shall be waived unless the customer notifies ATN at the address noted below within the applicable warranty period.

The customer understands and agrees that except for the foregoing warranty, no other warranties written or oral, statutory, expressed or implied, including any implied warranty of merchantability or fitness for a particular purpose, shall apply to the product. All such implied warranties are hereby and expressly disclaimed.

Limitation of liability

ATN will not be liable for any claims, actions, suits, proceedings, costs, expenses, damages or liabilities arising out of the use of this product. Operation and use of the product are the sole responsibility of the Customer. ATN's sole undertaking is limited to providing the products and services outlined herein in accordance with the terms and conditions of this Agreement. The provision of products sold and services performed by ATN to the Customer shall

not be interpreted, construed, or regarded, either expressly or implied, as being for the benefit of or creating any obligation toward any third party of legal entity outside ATN and the Customer; ATN's obligations under this Agreement extend solely to the Customer. **ATN's liability hereunder for damages, regardless of the form or action, shall not exceed the fees or other charges paid to ATN by the customer or customer's dealer. ATN shall not, in any event, be liable for special, indirect, incidental, or consequential damages, including, but not limited to, lost income, lost revenue, or lost profit, whether such damages were foreseeable or not at the time of purchase, and whether or not such damages arise out of a breach of warranty, a breach of agreement, negligence, strict liability or any other theory of liability.**

Product warranty registration

In order to validate the warranty on your product, ATN must receive a completed Product Warranty Registration Card for each unit. Please complete the form below and immediately mail it to our Service Center: ATN Corporation, 1341 San Mateo Avenue, South San Francisco CA 94080. Products qualifying for warranty repair will be either repaired or replaced within 10 business days of receipt of merchandise unless the customer is notified otherwise.

Obtaining warranty service

To obtain warranty service on your unit, take or send the product, postage paid, with a copy of your sales receipt to our service center, ATN Corporation at the address noted above. All merchandise must be fully insured with the correct postage; ATN will not be responsible for improper postage, or, missing or damaged merchandise during shipment.

For customer service and technical support, please contact

American Technologies Network Corp.

North American Office

1341 San Mateo Avenue
South San Francisco, CA 94080

phone: 800-910-2862, 650-989-5100

fax: 650-875-0129

European Office

phone: 44(0)870-0111286

fax: 44(0) 870-121-3590

The following countries can use our

toll free number 00 800 9102-8620

Austria, France, Germany, Holland, Italy,
Spain, Sweden, Switzerland

www.atncorp.com